

# EDUCATION IS DOING WHAT'S BEST FOR KIDS



## 2019-2020 Annual Report



## Miami Valley Academies

### Statement of Beliefs

#### We believe that...

- Every person can learn.
- Learning is a lifelong process.
- The family is the most influential relationship that impacts a person's development.
- Moral and ethical standards are essential.
- Mutual respect is imperative.
- Every person has intrinsic value, is unique, and is important to our academy.
- Change is inherent in growth.
- High Expectations result in strong performance.

### Vision Statement

The mission of Miami Valley Academies is to provide a quality lifelong education based on individuality, opportunity, creativity, community pride, and belief in each person's ability to learn.

### Sponsor Statement

Educational Resource Consultants of Ohio, Inc., (ERCO) sponsor of the school, is legally mandated to provide oversight, monitoring and technical assistance. All community school sponsors are required to submit a written report of the evaluation results of the school's academic, financial, and organizational performance as well as the school's legal compliance to the Ohio Department of Education. This report must be made available to parents of students enrolled in the community school by November 30th of each year (OAC3301-102-05 (A) (3)). An annual report regarding the performance of this school and other schools under the sponsorship of ERCO will be posted on our website [www.ercoinc.org](http://www.ercoinc.org) no later than November 30th of the current school year. Parents are urged to review this report, as well as other monitoring and evaluation reports concerning the school. These reports are available at the school, or the sponsor's office. The reports are generated to provide you with a full comprehensive understanding of the school's performance.



## School Administration



**Marvis Meeks**  
*Administrator*  
 5656 N Springboro Pike  
 Dayton, Ohio 45449

## School Board

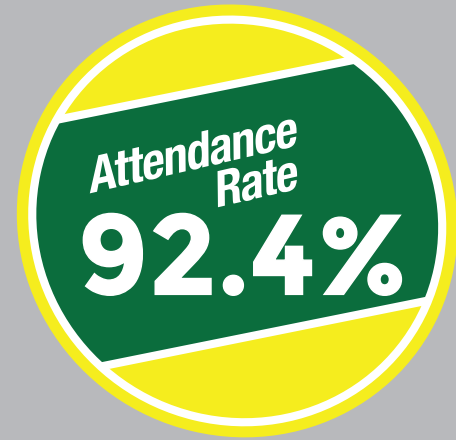
**Chris Anderson**  
 President

**Christal Arway**

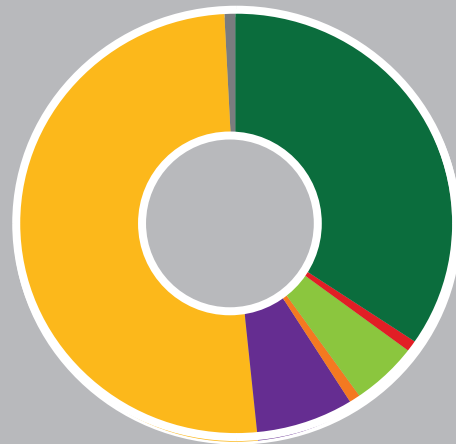
**Nikki Bisceglia**

**Jennifer Zwiers**

**Jon Sharrah**



## Demographic Chart



Demographic Categories	Number of Students
African American	41
Asian	1
Hispanic	6
American Indian/Native Alaskan	1
Multiracial	9
Native Hawaiian/Pac. Islander	0
White, Non-Hispanic	61
Unknown	1

## Financial Statement


FTE	129.52
Total Operating Revenues	\$1,315,331.16
Total Operating Expenditures	\$1,416,250.91
Total Federal Grants	\$ 301,075.63
Total Assets	\$92,833.80
Total Liabilities	\$ 268,468.38

*Presentation Excludes GASB 68  
 Amounts Obtained From June 30, 2020 Board Financial Reports- Unaudited*



# School Achievement

## Highlights



- Science Fair Night with guests:
  - Gifted Hands CPR & First Aid Training
  - COSI on Wheels
- Live and Virtual Spirit Weeks
- Google classroom implemented for distance learning Initiatives
- Supported families during the pandemic with weekly food distribution during COVID-19 shutdown every Monday from 11:30 am - 1:00 pm

### Academic Goals

Increase growth in K-4 Reading and all grades in Math through re-teaching foundational skills and pacing

Exposure to higher- level questioning and problem solving

Getting students in the seats everyday... 95% attendance

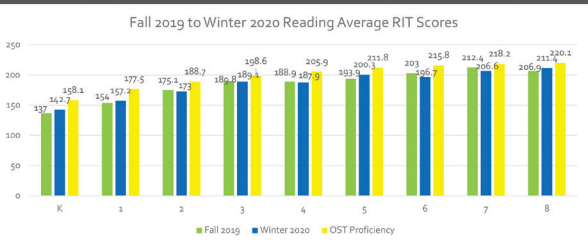
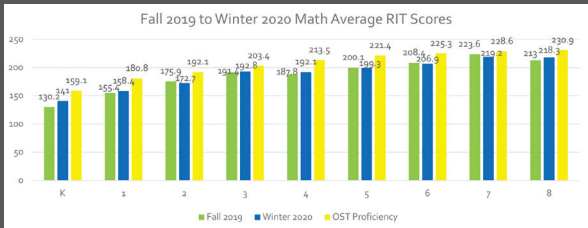
Using time to students' advantage daily

Design ENGAGING learning opportunities

Reinforce social-emotional intelligence



### Academic Testing



# State Report Card

## Ohio School Report Cards

Home | Miami Valley Academies School Grade **NR** School at a glance ▾



School Grade

### School Overview

Districts and schools report information for the Ohio School Report Cards on specific marks of performance, called measures, within broad categories called components. They receive grades for up to 10 measures and six components. The 2019-2020 report card will not have grades or ratings. Limited data is available due to the coronavirus pandemic and ordered school-building closure.

#### Achievement

This component represents whether student performance on state tests met established thresholds and how well students performed on tests overall. The data for this component is not available this year.



Component Grade

#### Progress

This component looks closely at the growth all students are making based on their past performances. The data for this component is not available this year.



Component Grade

#### Gap Closing

This component shows how well schools are improving or meeting the performance expectations for all students in English language arts, math, graduation and English language proficiency. The data for this component is not available this year.



Component Grade

#### Graduation Rate

The Graduation Rate component looks at the percent of students who are successfully finishing high school with a diploma in four or five years. The graduation rates are available, and data was not impacted for the reporting years; however, the combined component



Component Grade

[View More Data](#)

#### Improving At-Risk K-3 Readers

This component looks at how successful schools are at improving reading for at-risk students in grades K-3. This data is partially available this year.



Component Grade

[View More Data](#)

#### Prepared for Success

This component looks at how well prepared Ohio's students are for future opportunities, whether training in a technical field or preparing for work or college. This data is available and was not impacted for the reporting years.



Component Grade

[View More Data](#)



Miami Valley Academies

5656 N. Springboro Pike  
Dayton, OH 45449  
937-294-4522  
[www.miamivalleyedu.org](http://www.miamivalleyedu.org)

@MVAcademies

Miami Valley Academies is



EEG school