



# Miami Valley Academies

2022 - 2023  
ANNUAL REPORT



**WE VALUE EACH  
OTHER &  
ACHIEVE OUR  
GOALS**

**Mission Statement**


The mission of Miami Valley Academies is to provide a quality lifelong education based on individuality, opportunity, creativity, community pride, and belief in each person's ability to learn.

**Sponsor Statement**

Educational Resource Consultants of Ohio, Inc., (ERCO) sponsor of the school, is legally mandated to provide oversight, monitoring and technical assistance. All community school sponsors are required to submit a written report of the evaluation results of the school's academic, financial, and organizational performance as well as the school's legal compliance to the Ohio Department of Education. This report must be made available to parents of students enrolled in the community school by November 30th of each year (OAC3301-102-05 (A) (3)). An annual report regarding the performance of this school and other schools under the sponsorship of ERCO will be posted on our website [www.ercoinc.org](http://www.ercoinc.org) no later than November 30th of the current school year. Parents are urged to review this report, as well as other monitoring and evaluation reports concerning the school. These reports are available at the school, or the sponsor's office. The reports are generated to provide you with a full comprehensive understanding of the school's performance.

**Vision Statement**

- Every person can learn.
- Learning is a lifelong process.
- The family is the most influential relationship that impacts a person's development.
- Moral and ethical standards are essential.
- Mutual respect is imperative.
- Every person has intrinsic value, is unique, and is important to our academy.
- Change is inherent in growth.
- High Expectations result in strong performance.



**School Administration**



**Marvis Meeks**  
*Administrator*  
Miami Valley Academies  
5656 N. Springboro Pike  
Dayton, OH 45449



**School Board**

- |   |   |
|---|---|
| <b>Chris Anderson</b><br><i>President</i> | <b>Gina Detate</b><br><i>Vice-President</i> |
| <b>Jennifer Zwiers</b>                    | <b>Denise Smith</b>                         |
| <b>Carrie Thomas</b>                      |   |



**Financial Statement**

FTE:.....	117.15
Total Operating Revenues:.....	\$1,849,863
Total Operating Expenditures: .....	\$1,937,808
Total Federal Grants:.....	\$590,133
Total Assets: .....	\$215,853
Total Liabilities: .....	\$98,148

*Presentation Excludes GASB 68  
Amounts Obtained From June 30, 2023 Board Financial Reports- Unaudited*

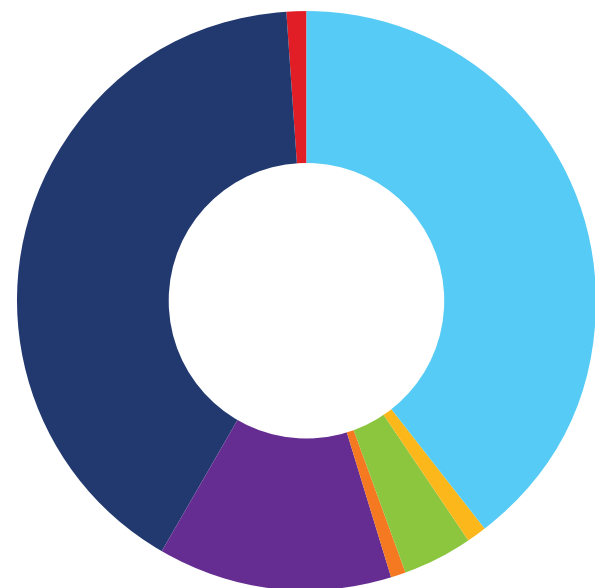
## Attendance

### Rate

88.6%

## Demographics

### Chart



Demographic Categories	Number of Students	%
● African American	40	39.6
● Asian/Pac. Islander	1	0.99
● Hispanic	4	3.96
● American Indian/Native Alaskan	1	0.99
● Multiracial	13	12.87
● White, Non-Hispanic	41	40.59
● Not Specified	1	0.99

## Achievement

### Highlights

*Miami Valley Academies is a premiere school where rigor, respect and responsibility are promoted among students. Caring faculty and staff support them on their road to achievement.*



## Community Service Projects

*The school promotes social awareness while instilling the mentality of empathy among students by participating in community service projects. This year, students sponsored donation drives to the March of Dimes and the Moraine Food Pantry. Students also created greeting cards for the Children's Hospital.*

## Community Partnerships

*MVA forges positive community partnerships to create strong relationships and additional wrap-around services for students and families. A comprehensive list of school partnerships is as follows:*

- Moraine Police Department
- Miami Valley Symphony Orchestra
- Moraine Food Pantry
- Miami Valley Career Center
- Sinclair Community College
- Central State University

## Arts Programs

*Students enjoy a well-rounded experience by participating in an array of arts programs:*

Arts Programs, use this revised list:

- Free Youth Strings Lessons: Grades 2-5
- 10 Month-Long Art Sessions at K12 Gallery and TEJAS
- Field Trips to see performances by The Dayton Contemporary Dance Company and The Dayton Opera

## Academic Growth Incentives

*Academic improvement is frequently celebrated at MVA. Various incentives have been implemented to motivate growth and achievement, such as in-class recognition of student achievement and performance recognition at school-wide assemblies.*

## School Events

*MVA engages stakeholders and elevates the experience for students by sponsoring the following annual events:*

- Skating trip
- Title One Night
- Donuts for Dad
- Open House
- Girl Scouts
- Student Project Showcase Family Night
- Movie Matinee

## Positive School Culture

*Providing a strong foundation for success, positive school culture sets the tone for student excellence. MVA has implemented several programs/events to promote a positive climate.*

- The Ron Clark Academy House System
  - Isibindi- Building March of Dimes Walk
  - Reveur- Children's Medical Center Greeting Cards
  - Amistad- School-Wide Heart Cards
  - Altruismo- Food Bank Can Drive and Donation



**Academic Goals**

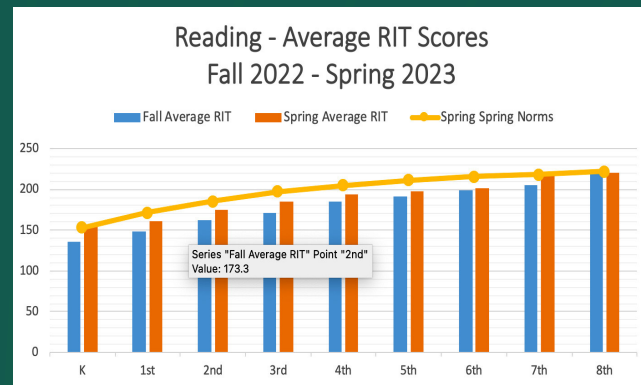
**By the end of 2024**, teachers/staff will be provided with a formal process for a Professional Learning Community Plan that includes tailored procedures, development, and strategies, that will decrease teacher turnover and increase student achievement by one proficiency level, as measured by MAP RIT score growth.

**By the end of the 2023-24 school year**, 50% of students will score proficient or better on the ELA and Math state assessments or will demonstrate at least 1.5 years of growth annually on the NWEA Map test for ELA and Math.

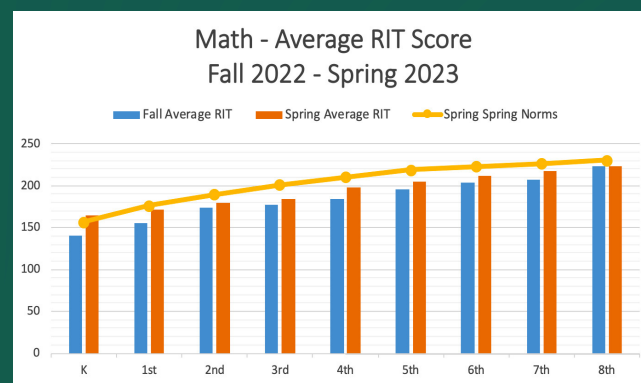
**By the end of 2023-24**, 50% of K-2 students will move to On-Track status on the NWEA Map test for Reading and Math, as measured by NWEA Map assessment data.

**Academic Testing**

MVA	Fall	Spring	
Reading	Average RIT	Average RIT	Spring Norms
K	135.7	154.7	153.09
1st	149	161.2	171.4
2nd	162.9	174.7	185.57
3rd	171.1	185.6	197.12
4th	184.8	193.3	204.83
5th	191.8	198.2	210.98
6th	198.3	201.8	215.36
7th	204.9	218.1	218.36
8th	218.7	220.3	221.66



MVA	Fall	Spring	
Math	Average RIT	Average RIT	Spring Norms
K	141	164.1	157.11
1st	155.9	171.8	176.4
2nd	173.3	179.6	189.42
3rd	177.8	184.7	201.08
4th	184.6	197.8	210.51
5th	195.1	204.8	218.75
6th	204	211.7	222.88
7th	206.9	217.9	226.73
8th	223.3	223.6	230.3



**State Report Card**

**Ohio School Report Cards**  
Miami Valley Academies | School at a glance

**2022 - 2023 Report Card for Miami Valley Academies**  
2.5 Needs support to meet state standards  
Districts and schools receive an overall rating of 1 to 5 stars in half-star increments. The overall rating is comprised of five rated components. The College, Career, Workforce and Military Readiness Component is report only and does not contribute to the overall rating on the 2023 Ohio School Report Cards.

<b>Achievement</b> This component represents whether student performance on state tests met established thresholds and how well students performed on tests overall. ★★★★★ Needs support to meet state standards in academic achievement.	<b>Progress</b> This component looks closely at the growth all students are making based on their past performances. ★★★★★ Evidence that the school met student growth expectations.	<b>Gap Closing</b> The Gap Closing Component is a measure of the reduction in educational gaps for student subgroups. ★★★★★ Needs support to meet state standards in closing educational gaps.
<b>Performance Index</b> 54.2%	<b>Overall</b>	<b>Annual Performance Goals</b> 26.3%
<b>Graduation</b> The Graduation Component is a measure of the four-year adjusted cohort graduation rate and the five-year adjusted cohort graduation rate. ★★★★★ Graduation Rates: This school is not evaluated for graduation rate because there are not enough students in the graduating class.	<b>Early Literacy</b> The Early Literacy Component is a measure of reading improvement and proficiency for students in kindergarten through third grade. ★★★★★ Needs significant support to meet state standards in early literacy (K-3).	<b>College, Career, Workforce and Military Readiness</b> This component looks at how well-prepared Ohio's students are for future opportunities, whether training in a technical field or preparing for work or college.
<b>Improving K-3 Literacy</b> 13.0% <b>Third Grade Reading Proficiency</b> NC <b>Promotion to Fourth Grade</b> NC	<b>Students who are Ready</b> NC	





**5656 N. Springboro Pike  
Dayton, OH 45449  
937-294-4522  
[www.miamivalleyedu.org](http://www.miamivalleyedu.org)**



** MVAcademies**

